

Plainview Independent School District
Estacado Middle School
2018-2019 Campus Improvement Plan

Accountability Rating: Met Standard



Board Approval Date: October 18, 2018

Mission Statement

The mission of the Plainview Independent School District, in partnership with the community, is to graduate all students with skills and values to compete successfully as life-long learners in society by addressing the needs and recognizing the worth of each student through a coordinated program of instruction in a safe, disciplined environment.

Vision

Together, enriching lives through excellence!

Comprehensive Needs Assessment

Revised/Approved: September 12, 2018

Needs Assessment Overview

2018-2019 CNA Process

Administrator team met with PLC groups from each of core subjects. The group looked at data and brainstormed strengths and weaknesses for all 8 categories including demographics, student achievement, culture, staff, C and I, community, organization, and technology. Each PLC reviewed last year's CNA and made adjustments to this year's CNA and goals. We added writing as a goal since it has become a major need for both the district and the campus. We also added a goal to increase CCMR opportunities each year by improving 5th and 8th grade transitions. (All data, questions, and answers kept in CNA notebook)

Comprehensive Needs Assessment Data Documentation

The following data were used to verify the comprehensive needs assessment analysis:

Improvement Planning Data

- District goals
- Campus goals
- Current and/or prior year(s) campus and/or district improvement plans
- Campus and/or district planning and decision making committee(s) meeting data
- State and federal planning requirements

Accountability Data

- Texas Academic Performance Report (TAPR) data
- Domain 1 - Student Achievement
- Domain 2 - Student Progress
- Domain 3 - Closing the Gaps
- System Safeguards and Texas Accountability Intervention System (TAIS) data
- Accountability Distinction Designations
- Federal Report Card Data
- PBMAS data

Student Data: Assessments

- State and federally required assessment information (e.g. curriculum, eligibility, format, standards, accommodations, TEA information)
- State of Texas Assessments of Academic Readiness (STAAR) current and longitudinal results, including all versions
- STAAR Released Test Questions
- STAAR EL Progress Measure data
- Texas English Language Proficiency Assessment System (TELPAS) results
- SSI: Istation Indicators of Progress (ISIP) accelerated reading assessment data for Grades 3-5 (TEA approved statewide license)
- SSI: Think Through Math assessment data for Grades 3-8 and Algebra I (TEA approved statewide license)
- Local benchmark or common assessments data

Student Data: Student Groups

- Race and ethnicity data, including number of students, academic achievement, discipline, attendance, and rates of progress for each group
- Special Programs data, including number of students, academic achievement, discipline, attendance, and rates of progress for each student group
- Economically Disadvantaged / Non-economically disadvantaged performance, progress, and participation data,
- Male / Female performance, progress, and participation data
- Special education population, including performance, discipline, progress, and participation data
- Migrant population, including performance, progress, discipline, attendance, and mobility

- At-Risk population, including performance, progress, discipline, attendance, and mobility
- EL or LEP data, including academic achievement, progress, support and accommodation needs, race, ethnicity, gender, etc.
- Career and Technical Education (CTE) data, including academic achievement, progress, program growth, race, ethnicity, gender, etc.
- Section 504 data

Student Data: Behavior and Other Indicators

- Attendance data
- Discipline records

Employee Data

- Staff surveys and/or other feedback
- State certified and high quality staff data
- Teacher/Student Ratio
- Campus department and/or faculty meeting discussions and data
- T-TESS

Parent/Community Data

- Parent surveys and/or other feedback

Support Systems and Other Data

- Communications data
- Budgets/entitlements and expenditures data

Goals



Revised/Approved: August 27, 2018







Goal 1: The percentage of Estacado 6th grade students meeting standard on the Staar Reading test will increase from 24% to 26% by May 2019. (Data source - Eduphoria)

Performance Objective 1: The percentage of Estacado 6th grade students meeting standard on the Staar Reading test will increase from 24% to 26% by May 2018.

Evaluation Data Source(s) 1:

Summative Evaluation 1: Some progress made toward meeting Performance Objective

Strategy Description	ELEMENTS	Monitor	Strategy's Expected Result/Impact	Reviews			
				Formative			Summative
				Nov	Jan	Mar	June
<p>Comprehensive Support Strategy PBMAS Critical Success Factors CSF 1 CSF 2 CSF 3</p> <p>1) Teachers will plan together and have an in depth look into TEKS for each unit. Teachers will plan CFAs and CBAs for each unit.</p>	2.4, 2.5, 2.6	Principal/APs	Improved planning				
<p>Comprehensive Support Strategy PBMAS Critical Success Factors CSF 1 CSF 2 CSF 3</p> <p>2) Teachers will bring CFA/CBA to PLC to discuss data with admin. using district templates for viewing of data. Teachers will look at individual data and ask PLC protocol questions.</p>	2.4, 2.5, 2.6	Principals/APs	Improved conversations over data and improved interventions				





<p>Comprehensive Support Strategy Critical Success Factors CSF 2 CSF 7</p> <p>3) Teachers will continue to pursue staff development via ESC 16-17.</p>	2.4, 2.5, 2.6	Principal/AP	Improved scores				
<p>Comprehensive Support Strategy PBMAS Critical Success Factors CSF 1 CSF 2 CSF 3</p> <p>4) Teachers will differentiate for SPED /ELL/At Risk students including emphasis on key terms and concepts, visual aids, and expanded vocabulary.</p>	2.4, 2.5, 2.6	principal	improve scores				
<div style="display: flex; justify-content: space-around; align-items: center;"> <div style="text-align: center;">  <p>= Accomplished</p> </div> <div style="text-align: center;">  <p>= Continue/Modify</p> </div> <div style="text-align: center;">  <p>= No Progress</p> </div> <div style="text-align: center;">  <p>= Discontinue</p> </div> </div>							

Goal 2: The percentage of Estacado 6th grader students meeting standard on the STAAR Math test will increase from 36% to 38% by May 2019. (Data source - Eduphoria)

Performance Objective 1: The percentage of Estacado 6th grader students meeting standard on the STAAR Math test will increase from 36% to 38% by May 2019. (Data source - Eduphoria)

Evaluation Data Source(s) 1: STAAR

Summative Evaluation 1:

Strategy Description	ELEMENTS	Monitor	Strategy's Expected Result/Impact	Reviews			
				Formative			Summative
				Nov	Jan	Mar	June
<p>PBMAS Critical Success Factors CSF 1 CSF 2 CSF 3</p> <p>1) Teachers will plan together and have an in depth look into TEKS for each unit. Teachers will develop CFA/CBAs for each unit and will discuss data in PLCs.</p>	2.4, 2.5, 2.6	Principal/APs	Improved planning				
<p>Critical Success Factors CSF 1 CSF 2 CSF 3</p> <p>2) Teachers will take individual data and then ask PLC protocol questions in PLCs.</p>	2.4, 2.5, 2.6	Principal/AP	Improved instruction and reteach				
<p>Critical Success Factors CSF 1 CSF 2 CSF 3 CSF 7</p> <p>3) Teachers and admin will continue to pursue staff development.</p>	2.4, 2.5, 2.6	Principal/AP	Improved scores				
<p>Comprehensive Support Strategy Targeted Support Strategy PBMAS Critical Success Factors CSF 1 CSF 2 CSF 3</p> <p>4) Teachers will differentiate for SPED/ELL/At Risk students including emphasis on key terms, concepts, visual aids, and expanded vocabulary.</p>	2.4, 2.5, 2.6	Principal/AP	Improve scores				

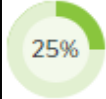

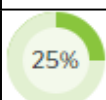



Goal 3: The percentage of Estacado 7th grade students meeting standard on the STAAR writing test will increase from 34% to 36% by May 2019. (Data source - Eduphoria)

Performance Objective 1: The percentage of Estacado 7th grade students meeting standard on the STAAR writing test will increase from 34% to 36% by May 2019. (Data source - Eduphoria)

Evaluation Data Source(s) 1:

Summative Evaluation 1:

Strategy Description	ELEMENTS	Monitor	Strategy's Expected Result/Impact	Reviews			
				Formative			Summative
				Nov	Jan	Mar	June
<p>Critical Success Factors CSF 1 CSF 2 CSF 3 CSF 7</p> <p>1) Teachers will plan together and have an in depth look into TEKS for each unit. They will plan and discuss common CFAs and CBAs for each unit.</p>	2.4, 2.5, 2.6	Principal/APs	Improved planning				
<p>Critical Success Factors CSF 1 CSF 2 CSF 3 CSF 7</p> <p>2) Teachers will bring CFA/CBA to PLC to discuss data with admin. using district templates for viewing of data. Teachers will answer PLC protocol questions to guide reteach and intervention.</p>	2.4, 2.5, 2.6	Principal/APs	Improved conversations over data and improve interventions				
<p>Comprehensive Support Strategy Critical Success Factors CSF 1 CSF 2 CSF 3 CSF 7</p> <p>3) Teachers will continue to pursue staff development via ESC 16-17.</p>	2.4, 2.5, 2.6	Principal/APs	Improved scores				
<p>Comprehensive Support Strategy Targeted Support Strategy PBMAS Critical Success Factors CSF 1 CSF 2 CSF 3 CSF 7</p> <p>4) Teachers will differentiate for SPED /ELL/At risk students including emphasis on key terms and concepts, visual aids, and expanded vocabulary.</p>	2.4, 2.5, 2.6	Principal	improved scores				





 = Accomplished  = Continue/Modify  = No Progress  = Discontinue






Goal 4: The percentage of Estacado 8th grade students meeting standard on the STAAR Social Studies test will increase from 21% to 23% by May 2019. (Data source - Eduphoria)

Performance Objective 1: The percentage of Estacado 8th grade students meeting standard on the STAAR Social Studies test will increase from 21% to 23% by May 2019. (Data source - Eduphoria)

Evaluation Data Source(s) 1:

Summative Evaluation 1:

Strategy Description	ELEMENTS	Monitor	Strategy's Expected Result/Impact	Reviews			
				Formative			Summative
				Nov	Jan	Mar	June
<p>Comprehensive Support Strategy</p> <p>Critical Success Factors CSF 1 CSF 2 CSF 3 CSF 7</p> <p>1) Teachers will plan together and have in depth look into TEKS for each unit. Teachers will plan and discuss common CFAs and CBAs per unit.</p>	2.4, 2.5, 2.6	Principal/AP	Improved planning				
<p>Comprehensive Support Strategy</p> <p>Critical Success Factors CSF 1 CSF 2 CSF 3 CSF 7</p> <p>2) Teachers will tak individual data then ask PLC protocol questions in group PLC.</p>	2.4, 2.5, 2.6	Principal/APs	Improved instruction and reteach				
<p>Comprehensive Support Strategy</p> <p>Critical Success Factors CSF 1 CSF 2 CSF 3 CSF 7</p> <p>3) Teachers will continue to pursue staff development via ESC 16-17.</p>	2.4, 2.5, 2.6	Principal/APs	Improved scores				
<p>Comprehensive Support Strategy</p> <p>Targeted Support Strategy</p> <p>PBMAS</p> <p>Critical Success Factors CSF 1 CSF 2 CSF 3 CSF 7</p> <p>4) Teachers will differentiate for SPED /ELL/At risk students including emphasis on key terms and concepts, visual aids, and expanded vocabulary.</p>	2.4, 2.5, 2.6	Principal/AP	improved scores				

<p>Comprehensive Support Strategy</p> <p>Targeted Support Strategy</p> <p>Critical Success Factors CSF 1 CSF 2 CSF 3 CSF 7</p> <p>5) Teachers will use strategies to help eco. dis. and hispanic sub-pops such as gallery walks, small group stations, group projects, card sorts, and graphic organizers to help eco. disadvantaged and hispanic students</p>	2.4, 2.5, 2.6	Principal/AP	improved scores				
<div style="display: flex; justify-content: space-around; align-items: center;"> <div style="text-align: center;">  <p>= Accomplished</p> </div> <div style="text-align: center;">  <p>= Continue/Modify</p> </div> <div style="text-align: center;">  <p>= No Progress</p> </div> <div style="text-align: center;">  <p>= Discontinue</p> </div> </div>							

Goal 5: Estacado will focus on helping students become College and Career ready by increasing opportunities each year.

Performance Objective 1: Estacado will focus on helping students become college career ready by increasing opportunities each year.

Evaluation Data Source(s) 1:

Summative Evaluation 1:

Strategy Description	ELEMENTS	Monitor	Strategy's Expected Result/Impact	Reviews			
				Formative			Summative
				Nov	Jan	Mar	June
Critical Success Factors CSF 5 CSF 6 1) Improve transitions for 5th grade students to Estacado by having spring visits to elementary feeders, having Back to School night, and by having teachers communicate with parents via student planners.	3.1, 3.2	Principal	Surveys				
Critical Success Factors CSF 5 CSF 6 2) Improve transitions for 8th grade students to PHS by having counselors come and visit 8th classrooms , having students pick career cluster in careers class, and having parent meeting in spring.	3.1, 3.2	Principal	Improved parent involvement				
= Accomplished = Continue/Modify = No Progress = Discontinue							

Comprehensive Support Strategies

Goal	Objective	Strategy	Description
1	1	1	Teachers will plan together and have an in depth look into TEKS for each unit. Teachers will plan CFAs and CBAs for each unit.
1	1	2	Teachers will bring CFA/CBA to PLC to discuss data with admin. using district templates for viewing of data. Teachers will look at individual data and ask PLC protocol questions.
1	1	3	Teachers will continue to pursue staff development via ESC 16-17.
1	1	4	Teachers will differentiate for SPED /ELL/At Risk students including emphasis on key terms and concepts, visual aids, and expanded vocabulary.
2	1	4	Teachers will differentiate for SPED/ELL/At Risk students including emphasis on key terms, concepts, visual aids, and expanded vocabulary.
3	1	3	Teachers will continue to pursue staff development via ESC 16-17.
3	1	4	Teachers will differentiate for SPED /ELL/At risk students including emphasis on key terms and concepts, visual aids, and expanded vocabulary.
4	1	1	Teachers will plan together and have in depth look into TEKS for each unit. Teachers will plan and discuss common CFAs and CBAs per unit.
4	1	2	Teachers will tak individual data then ask PLC protocol questions in group PLC.
4	1	3	Teachers will continue to pursue staff development via ESC 16-17.
4	1	4	Teachers will differentiate for SPED /ELL/At risk students including emphasis on key terms and concepts, visual aids, and expanded vocabulary.
4	1	5	Teachers will use strategies to help eco. dis. and hispanic sub-pops such as gallery walks, small group stations, group projects, card sorts, and graphic organizers to help eco. disadvantaged and hispanic students

State Compensatory

Budget for Estacado Middle School:

<u>Account Code</u>	<u>Account Title</u>	<u>Budget</u>
6100 Payroll Costs		
199-11-6119-00-044-0-30-000	6119 Salaries or Wages - Teachers and Other Professional Personnel	\$316,260.00
211-11-6119-00-044-9-30-000	6119 Salaries or Wages - Teachers and Other Professional Personnel	\$80,045.00
211-11-6119-00-044-9-30-250	6119 Salaries or Wages - Teachers and Other Professional Personnel	\$1,660.00
199-11-6127-15-044-0-30-000	6127 Extra Duty Pay/Paraprofessional - Locally Defined	\$500.00
199-11-6129-00-044-0-24-000	6129 Salaries or Wages for Support Personnel	\$16,792.00
199-11-6129-00-044-0-30-000	6129 Salaries or Wages for Support Personnel	\$104,607.00
199-11-6129-15-044-0-30-000	6129 Salaries or Wages for Support Personnel	\$79,734.00
199-12-6129-00-044-0-30-000	6129 Salaries or Wages for Support Personnel	\$50,764.00
199-11-6141-00-044-0-30-000	6141 Social Security/Medicare	\$4,923.00
199-12-6141-00-044-0-30-000	6141 Social Security/Medicare	\$736.00
211-11-6141-00-044-9-30-000	6141 Social Security/Medicare	\$987.96
211-11-6141-00-044-9-30-250	6141 Social Security/Medicare	\$19.68
199-11-6142-00-044-0-24-000	6142 Group Health and Life Insurance	\$4,092.00
199-11-6142-00-044-0-30-000	6142 Group Health and Life Insurance	\$32,736.00
199-12-6142-00-044-0-30-000	6142 Group Health and Life Insurance	\$8,184.00
211-11-6142-00-044-9-30-000	6142 Group Health and Life Insurance	\$4,092.00
199-11-6144-00-044-0-30-000	6144 Teacher Retirement/TRS Care - On Behalf Payment	\$25,001.00
199-12-6144-00-044-0-30-000	6144 Teacher Retirement/TRS Care - On Behalf Payment	\$4,087.00
211-11-6146-00-044-9-30-250	6146 Teacher Retirement/TRS Care	\$155.28
199-11-6146-00-044-0-24-000	6146 Teacher Retirement/TRS Care	\$1,519.80
199-11-6146-00-044-0-30-000	6146 Teacher Retirement/TRS Care	\$9,458.00
199-12-6146-00-044-0-30-000	6146 Teacher Retirement/TRS Care	\$1,142.00

211-11-6146-00-044-9-30-000	6146 Teacher Retirement/TRS Care	\$7,703.04
199-11-6147-00-044-0-30-000	6148 Employee Benefits - Locally Defined	\$51.00
199-12-6147-00-044-0-30-000	6148 Employee Benefits - Locally Defined	\$12.00
211-11-6147-00-044-9-30-000	6148 Employee Benefits - Locally Defined	\$5.76
211-11-6147-00-044-9-30-250	6148 Employee Benefits - Locally Defined	\$2.88
199-11-6147-00-044-0-24-000	6148 Employee Benefits - Locally Defined	\$5.76
6100 Subtotal:		\$755,276.16
6200 Professional and Contracted Services		
211-13-6239-00-044-9-30-000	6239 ESC Services	\$2,400.00
211-13-6291-00-044-9-30-000	6291 Consulting Services	\$4,343.00
6200 Subtotal:		\$6,743.00
6300 Supplies and Services		
211-61-6329-00-044-9-30-000	6329 Reading Materials	\$1,000.00
199-11-6399-16-044-0-24-004	6399 General Supplies	\$650.00
211-11-6399-00-044-9-30-000	6399 General Supplies	\$7,731.00
211-11-6399-00-044-9-30-066	6399 General Supplies	\$22,377.00
6300 Subtotal:		\$31,758.00
6400 Other Operating Costs		
211-13-6411-00-044-9-30-000	6411 Employee Travel	\$6,000.00
211-61-6499-00-044-9-30-000	6499 Miscellaneous Operating Costs	\$1,105.00
6400 Subtotal:		\$7,105.00

Personnel for Estacado Middle School:

<u>Name</u>	<u>Position</u>	<u>Program</u>	<u>FTE</u>
Corinna Chavez	Paraprofessional	SCE	.50
Darla Newland	Teacher/English/Reading	SCE	1.00
Debra Rogers	Teacher/English/Reading	SCE	1.00
Lynda Reagan	Teacher/English/Reading	SCE	1.00
Maria Pena	Teacher/Math	SCE	1.00
Maria Tipton	Paraprofessional	SCE	1.00
Mary Coleman	Teacher/English/Reading	SCE	1.00
Mary Ellen Hunter	Paraprofessional	SCE	1.00
Melissa Wilkinson	Teacher/English/Reading	SCE	1.00
Robbie Cross	Paraprofessional	SCE	.50
Rosa Anna Hernandez	Paraprofessional	SCE	.50
Tresha Mccaster	Paraprofessional	SCE	.50

Title I Schoolwide Element Personnel

<u>Name</u>	<u>Position</u>	<u>Program</u>	<u>FTE</u>
Megan Bauer	Teacher/Math	Title I	1.00
Patricia Roll	Teacher/Dyslexia	Title I	.50

Campus Advisory Committee

Committee Role	Name	Position
Administrator	Ritchie Thornton	Administer
Asst. Principal	Nancy Wood	Asst. Principal
Counselor	Cailey Stoerner	Counselor
Business Representative	Kevin Carter	Business Representative
Community Representative	Carolyn Ross	
Community Representative	Barbara Glodt	
Parent	Eloisa Soliz	
Parent	Vincente Valles	
District-level Professional	Robin Straley	
Classroom Teacher	Ashlee Juarez	
Classroom Teacher	Darla Newland	
Classroom Teacher	Megan Bauer	
Classroom Teacher	Leslie Daugherty	
Classroom Teacher	Priscilla Becerra	
Non-classroom Professional	Sherry Stowe	
Classroom Teacher	Misty Valles	
Classroom Teacher	James Soder	
Classroom Teacher	Audra Richerson	
Classroom Teacher	Staci Barrett	
Classroom Teacher	Connie Westbrook	